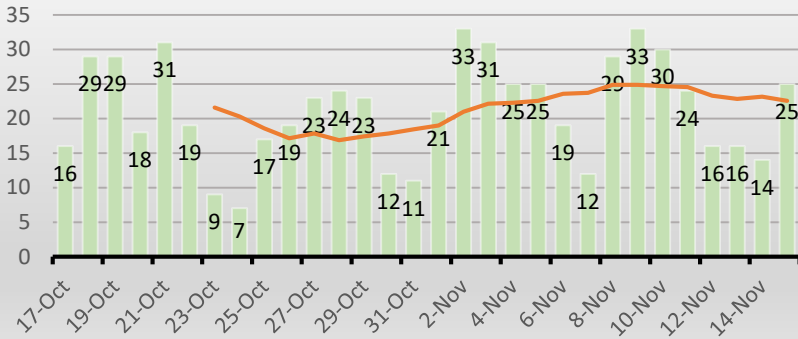


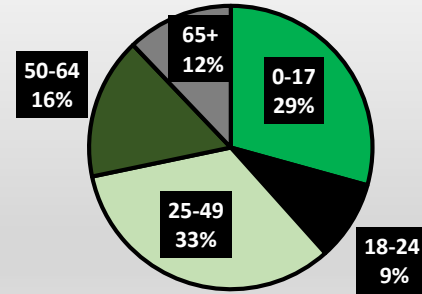
Lincoln County, North Carolina COVID-19 Snapshot 42

Lincoln County Specific Data – COVID-19		
Positive – Active Cases	Positive – Recovered Cases	Deaths
198	15,150	124

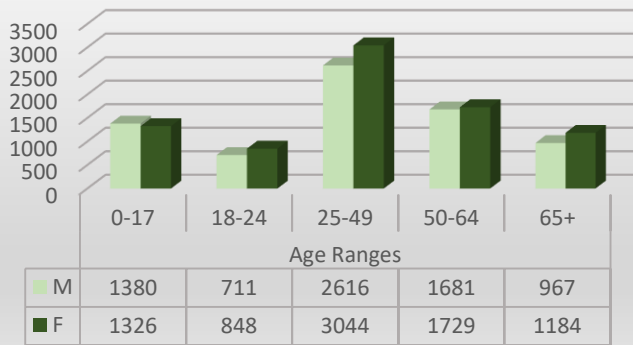
Cases-Past 30 Days



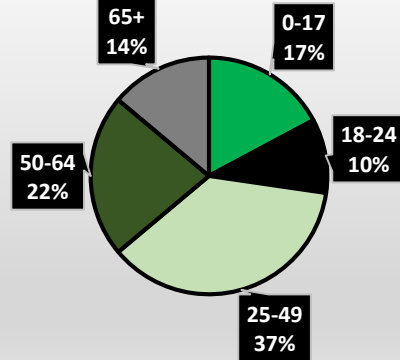
Percent of Cases by Age Past 14 Days



Age/Gender

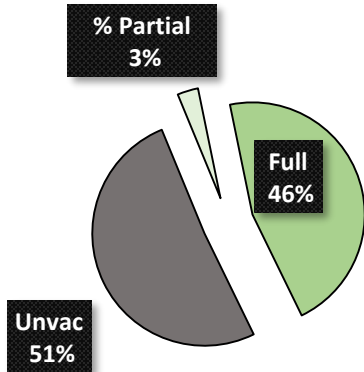


Percent Age Range Total



Total – From 3/12/2020	Past 60 days	Past 30 days	Previous 30 days	Past 14 days
Average/day	Average/day	Average/day	Average/day	Average/day
26.9	29.7	21.5	37.9	23.7

Vaccination Percent for Lincoln County 11/17/2021



Get the Stick

PEOPLE VACCINATED

